

Dowsers Society of NSW Inc.

Newsletter


June 2011

Vol 23 Issue 6

Table of Contents

2	Speaker for June 19th, 2011 - Tony Emmett
3	From the President
5	The Legacy of Ancient Egypt
16	How Much Does a Miracle Cost?
18	Learning About Dowsing
21	Dowsing Seminar 'Scientific Dowsing'
23	Seminar Registration form
25	Library News
26	Speaker for July 17th, 2011 - Megan Heazlewood

Views expressed in articles are the opinion of the individual writer only, not necessarily the collective view of the Society.




Speaker for June 19th, 2011

- Tony Emmett -

Consciousness, Philosophy & Dowsing

We know that only a small proportion of our large human brain is involved with daily conscious activities.

Most is involved with running the various systems of the body and its control systems, including the hormonal controls, and the deeper levels of our consciousness.



We will be looking at the various levels of consciousness in the brain and the ways we use them. We can simplify understanding and discussion of these levels by numbering them as we look at the different functions of each, and the ways they influence our outlook and understandings.

Dowsers use the pendulum as a way of detecting energies and communicating with the deeper layers of our consciousness.

Anthony Emmett practiced as a reconstructive surgeon in Brisbane, teaching at the university as lecturer and professor. He has written many chapters, articles and books on surgical topics. Since retiring from medicine he writes and lectures on the philosophy of the human spirit, and ways of understanding this. He became an artist and sculptor after retiring from surgery.

His latest book is 'Simple Spirituality'.

From the President

Esoteric and spiritual teachers have known for ages that our body is programmable by language, words and thought. According to Russian researchers, human DNA acts like a biological version of the Internet, and it is superior to the artificial one in many ways. The latest Russian scientific research directly or indirectly explains phenomena such as clairvoyance, intuition, spontaneous/remote acts of healing, self-healing, affirmation techniques, unusual light/auras around people (spiritual masters), the mind's influence on weather patterns and much more.

In addition, there is evidence for a whole new type of medicine in which DNA can be influenced and reprogrammed by words and frequencies -- WITHOUT cutting out and replacing single genes.

Only 10% of our DNA is being used for building proteins. It is this subset of DNA that is of interest to Western researchers, and it is being examined and categorized. The other 90% of the molecule is considered to be 'junk DNA'. The Russian researchers, however, were convinced that nature was not so dumb. They joined linguists and geneticists in a venture to explore that 90% of 'junk DNA'. Their results, findings and conclusions are simply revolutionary!

According to their findings, our DNA is not only responsible for the construction of our body, but also serves as a means of data storage and communication. The Russian linguists found that the genetic code -- especially in the apparent 'useless' 90% -- follows the same rules as our human languages.

They compared the rules of syntax (the way in which words are put together to form phrases and sentences), semantics (the study of meaning in language forms) and the basic rules of grammar.

They found that the alkalines of our DNA follow a regular 'grammar', and do have set rules just like our languages. Therefore, human languages did not appear by coincidence, but appear to be a reflection of the inher-

ent patterns in our DNA.

The Russian biophysicist and molecular biologist Pjotr Garjajev and his colleagues also explored the vibrational behavior of DNA. In brief, the bottom line was: “*Living chromosomes function just like a holographic computer, using endogenous DNA laser radiation.*” This means that they managed, for example, to modulate certain frequency patterns (sound) onto a laser-like ray, which then influenced the DNA frequency -- and thus altered the genetic information itself.

This scientifically explains why affirmations, hypnosis and the like can have such strong effects on humans and their bodies. “*It is entirely normal and natural for our DNA to react to language.*” (David Wilcock: www.divinecosmos.com)



David Wilcock goes on to explain how the research shows DNA can work in a vacuum, how it validates Rupert Sheldrake’s Morphogenetic Fields, e.g. when a queen ant is separated from her colony, the remaining worker ants will continue building fervently, according to plan.

However, if the queen is killed, all work in the colony stops. No ant will know what to do. A lot of paranormal activity is explained by this research, including telepathy and exceptional dreams.

How long will it be before Dowsing is on the syllabus of Uni Science Courses? So, once again, how many strands of DNA do you have?

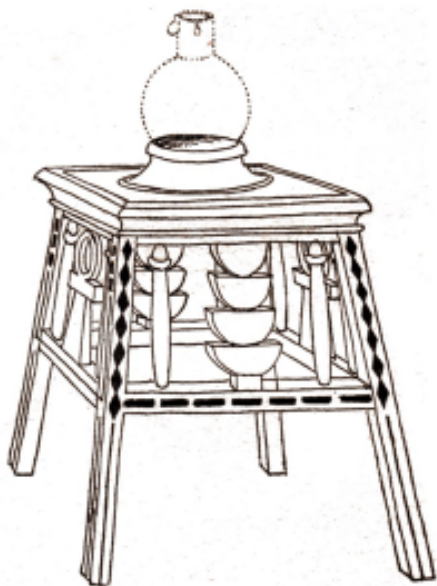
Best wishes

Noel

The Legacy of Ancient Egypt

No one really knows where ancient Egyptian civilisation sprang from, but it has always exerted a deep fascination. As far back as ancient Greece, people came to Egypt to learn. The Greek philosopher Pythagoras is supposed to have attended its Mystery School around 580 BC, and most civilisations around the Mediterranean basin recognised and admired the advance of the Egyptian civilisation and technology.

After its demise, every one tried to get their hands on some of the ancient Egyptians' technology. The Roman emperor Caligula, in 580 AD took one of their obelisks for his St Peter's plaza. Later Napoleon came to Egypt and plundered everything he could find. Later, in 1830, Paris received one of the obelisk's of Luxor, now on the 'Place de la Concorde'. The Americans were not far behind and in 1877 got their own obelisk from Egypt, now resting in New York's Central Park.



This brings us to the 1930's. By then the Egyptian artefacts taken by Napoleon and others had been brought together to form the famous Egyptian wing of the Louvre Museum in Paris. Around that time, two French scientists and dowsers, Leon Chaumery and Andre de Belizal started to take a keen interest in these artefacts. You can see one here, drawn and reproduced by Andre De Belizal. Some photos of his lab are also available here: www.abradiesthesie.com/article.php?sid=49

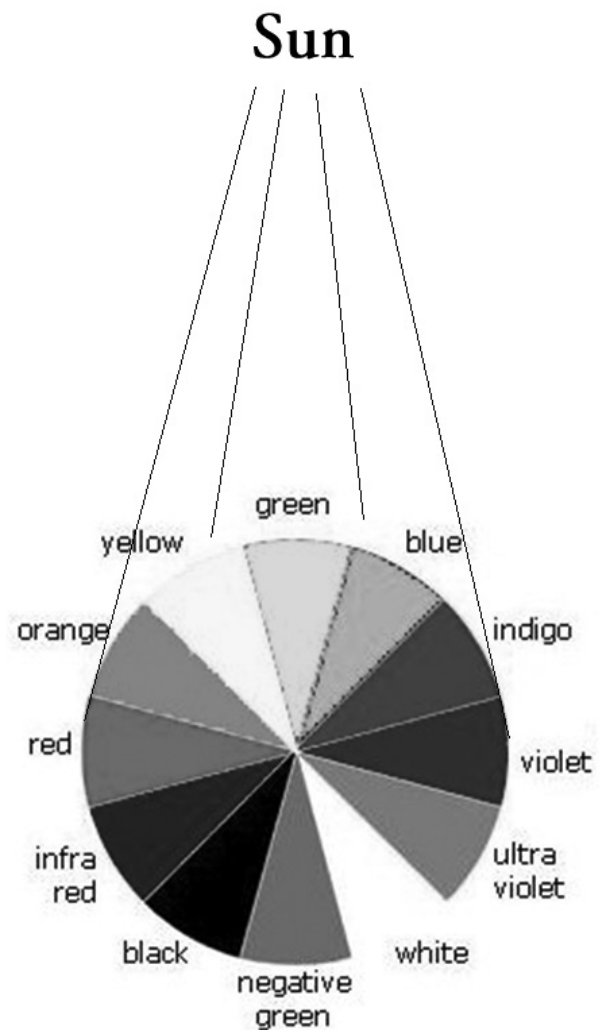
Just like Marie Curie, they had been doing research in a totally new area of science. They had discovered some new types of energies, and realised that the ancient Egyptians already knew and extensively used these energies in their tools, artefacts, buildings and mummies.

These two scientists coined the name 'Scientific Dowsing'. They wrote a number of books which are now out of print. The first was 'Essai de Radiesthesie Vibratoire'. I was lucky enough to secure 2 of these books some years ago, but most of them have now been translated into English by Jane Weaver. Jane can be contacted by email at janebower1618@gmail.com. I do recommend reading at least the first one, they are easy to read and contain a wealth of material, details of reseach, new instruments etc. Some of the material in this article was extracted from these books.

Leon Chaumery and Andre De Belizal realised that the energies they had discovered manifested as 12 separate energy qualities, rotating around any sphere in step with the sun. They called these energies the names of colours for convenience, and because there is an harmonic relation between the colours of the spectrum and these energies.

The green is right below the sun and the rest of the energies are spread evenly around the sphere. They called the energy quality located right opposite green, 'Negative Green', to differentiate it from Green.

They further discovered that each of these energy qualities is composed of 2 waves, one vertical which is detrimental to humans, and one horizontal



which is beneficial to humans.

The Negative Green energy quality, because it has the power to go through the sphere, is a natural carrier wave. Because of its power and penetrating quality, it particularly attracted their attention, especially that of Leon Chaumery. At the time they did not realise the power of this energy and built large emitters of Negative Green. Like Marie Curie who died of exposure to radioactivity, Chaumery died of exposure to large amounts of Negative Green. He was found one morning mummified in his laboratory. After his death, the research in this area was more or less abandoned, since they could not find an antidote and did not fully understand how to deal with this energy safely. A few others tried to continue the research, like P.A. Morel in France and Enel in Egypt, but unsuccessfully.

Then came Dr Ibrahim Karim from Egypt who in recent times stumbled across Chaumery and De Belizal's research papers and equipments. Through his own research, he understood the concepts and discovered the antidote to Negative Green, which is simply Green. Dr Karim founded the BioGeometry branch of science. He developed safe procedures to deal with this energy and to balance it in our environment.

Extensive training is now available from Vesica in the USA and in Egypt to learn about this science, all the way to becoming a BioGeometry practitioner. A two year university course on BioGeometry is now available in Cairo University, Egypt, as part of Architectural studies.

Dr Karim's latest book 'Back to a Future for Mankind' is available in our library and is a real treasure of information, a must read. It is available also from: www.vesica.org in the USA. The title suggests that if we do not change the course of our current technology and start balancing these energies, we will not have a future at all.





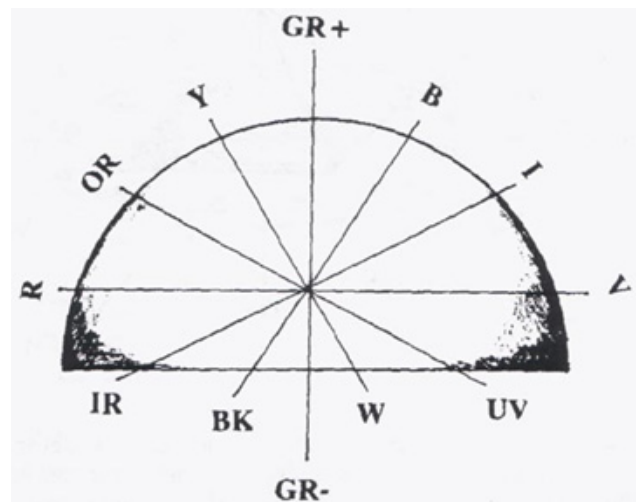
Back to Chaumery and De Belizal, they needed tools to explore and understand these energies, so they designed the Universal pendulum, a very sophisticated tool which is both a detector and an emitter of these energies. Any one of these energies can be dialled for detecting or emitting that particular energy .

The Universal Pendulum They also designed the Virtual cone pendulum which is widely used now as it is simple to use, but only works as a detector.

The study of the energy qualities these scientists re-discover has a very important relevance for us today. Most of our electric, electronic and radio technology today is emitting one of these very dangerous energy qualities and unless we know how to balance them, our long term health and well being will suffer dramatically.

Let us now look at the concepts:

We saw that 12 different energy qualities are expressed by the shape of the sphere. This can be a planet or a small play ball, it does not matter, these energies can be detected regardless of the size of the sphere, as they are based on the shape only. Since these energies rotate on the surface of the sphere with the sun, they are difficult to study.

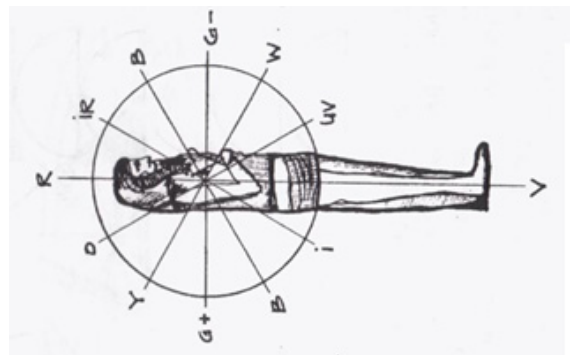


The 12 energy qualities also manifest on a 2 dimensional circle, but this time they align with the magnetic North. This is still not suitable to allow for proper study. Chaumery and De Belizal discovered that by cutting a sphere in half, the energies became fixed, that is they did not rotate

with the sun any more. This became the key to re-discovering the lost knowledge of the ancients, particularly that of the Egyptian tradition.

The hemisphere is a powerful emitter of Negative Green energy quality(-G). It was found that the pyramid is functionally identical to the form of the hemisphere or dome.

Chaumery created batteries of hemispheres stacked one above the other, like electrical batteries. The cumulative -G coming out of the array became very potent. It was felt 4 hemispheres was the safe limit. The emission of -G is so powerful that it can penetrate the thickness of lead. It was used in Egypt to create mummification, this is the reason why you should never dowse an Egyptian mummy. The high levels of Negative Green will affect your health.



Emission of a mummie

Horizontal and Vertical Waves

All the 12 qualities in the vibrational spectrum have 2 components, a Horizontal wave and a Vertical wave. They normally coexist in a balanced way. The Horizontal wave by itself is a pure magnetic frequency, which is the beneficial vibration par excellence. This is the vibration of GOOD in the physical plane and its presence re-establishes health.

The Vertical wave by itself is a pure electric frequency, a noxious vibration. This is the vibration of HARM on the physical plane. It destroys health by unbalancing the vibration of the cell and drying it out.


The Negative Green

The French team felt that this was the most powerful wave vibration with the shortest wavelength in the Universe. They believed it is related to cosmic rays.

- Negative Green (-G) is generated anywhere there is friction, this is

why you feel great at the seashore, where land and sea meet.

- On 2-D material it is generated when 2 media meet and is the secret behind emissions in drawings and spiritual art.
- It is the carrier wave behind distant healing and radiesthesia machines.
- The Negative Green (-G) band contains the Spiritual carrier wave. Its ability to penetrate all matter allows it to carry energy, information and consciousness from any spiritual or physical location to another.



This was well understood by the builders of Churches, Temples and Synagogues of the past, who incorporated the Dome and Pyramid shapes in their designs, to bring this energy in to connect the congregation with the spiritual plane.



As Both the vertical detrimental and the Horizontal beneficial waves co-exist, ancient builders altered the dome shape or incorporated special designs to transmute the detrimental Vertical component. On this photo, you see that a special design acting as an antenna has been placed at the top of the dome. The dome shape is a little

more rounded than a hemisphere, there is a rim at the bottom of the dome and there are patterns below the dome which act as transmuters of the Vertical component, while retaining all of the Horizontal component of the Negative Green.

This shape would generate a powerful connection with the divine realm



created by a scientifically designed shape. The building would also have been placed over a powerful positive vortex, or sacred site, to complete the connection.

Similar designs are found in all civilisations, some using the dome or a version of the dome shape, some others the spire which is like a tall pyramid. A design at the top acts as an antenna while carrying the sign of that particular religion. Corrections provide the same effect.

The same is true of the huge pyramids of Egypt. Their faces are not flat but bent in by 1.76 degrees as seen on this photo taken at sunset. This correction prevents the deadly emission of Vertical Negative Green. In South America, they used stairs on each of the faces to correct their pyramids and obtain the same effect.



So, if you use the pyramid shape you will need to correct it by either scratching a vertical line on each face or placing it on a mirror to turn it into a virtual octahedron. If the pyramid is only a wire shape, just scratch a line around the wire at the centre of each base.

Vertical Negative Green

Anything giving toxic radiation has easily detectable emissions of Vertical Negative Green(V-G). This includes technological energies (EMF, ULF), toxic earth energy lines, and of course radioactivity. V-G has a strong

mummifying energy, it dehydrates and preserves tissues. This is why you are always getting thirsty near computers as EMF carry V-G. Twenty years ago no one used to carry bottles of water with them, nowadays, most people do because of the effects of the Vertical Negative Green generated by all our technologies, computers, mobile phones, Wi Fi etc.

Some animals love this energy, like termites and ants. This is why our city parks are being decimated by termites, who thrive on this energy generated by the unbalanced emissions generated by our technologies.

V-G can also act as a very penetrating carrier wave for other energies, and can be used to carry healing energy deep within tissues, where the beneficial effect will override the detrimental effect. This effect is used to dry up tumours for example.

- V-G can be balanced by Green.
- The energies used in our modern technology and which bathe us all the time, are identical to the energies of illness.

The connection with spirituality

A Famous Russian healer living in Egypt called Enel first researched the tombs of the Coptic saint buried there. He noticed that the Horizontal Negative Green, Higher Harmonics of UV and Higher Harmonics of Gold were always present in these tombs. He also realised that the same 3 energies qualities were always present in sacred sites and when these 3 energies were present no detrimental energies could penetrate.

Dr Karim later called this combination of 3 energy qualities the 'BG3' for BioGeometry 3. When they are present, all is well. This formed the basis of a safe approach to balancing a site or object based on bringing in the 'BG3' rather than working on removing any detrimental energies.

The Horizontal wave of the Negative Green

This is a Spiritual carrier wave creating an energy connecting the spiritual and physical worlds. It contains two other vital energetic components

of spirituality:

- The Higher Harmonic of Ultraviolet (HHUV)
- The Higher Harmonic of Gold (HHG)

They can be detected separately using a Virtual Cone pendulum

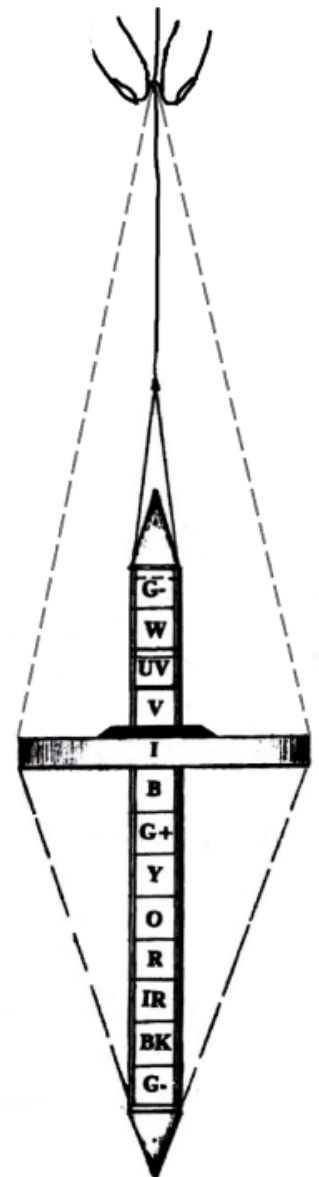
- Ultraviolet (HHUV) on the UV setting
- Gold (HHG) on the Indigo settings (or Orange if violet is present).

The tools developed by Chaumery and De Belizal

We have seen earlier a photo of their Universal Pendulum which contains 4 hemispheres and can be dangerous to use as it emits the energy quality dialled. Here you can see on the right their Virtual Cone pendulum design. Both tools work along different principles than normal pendulums. They are scientific instruments, tuneable to a range of accurate frequencies. No mental questions are asked when they are used. The user just needs to focus on the object or area to be tested, and watch the pendulum respond.

These pendulums work as tuned antennas, they will only respond **by turning clockwise**. To maintain the integrity of the antenna and therefore the accuracy of the resonance, the string must be held at a particular point generally marked with a knot or marker and any excess string must be held within the palm of the hand. This is essential to obtain a valid response. If the pendulum turns anti-clockwise, the response is not valid because the pendulum was not held, or set-up properly.


In the case of the Virtual Cone Pendulum shown here, two virtual triangles (in dotted lines) are generated by the location of the disk, which is movable and held in place by a pin. The bottom angle from the disk to the tip of the rod is the same as the defrac-



tion angle of this colour out of a prism illuminated with white light. The location of the knot where the fingers are holding the string is calibrated to produce the resonance. The disk is made of clear plastic. You can see the letter I (for Indigo) through the plastic. This is the setting to detect Higher Harmonics of Gold.

The new tools

Dr Karim of Egypt has developed some new tools, too numerous to detail here, but one is of particular interest because of its purposes. It has been designed to only respond (clockwise) when the BG3 energy qualities are present. This saves time when working on balancing spaces or objects. It is also an emitter with a sharp focused beam of beneficial energy quality. I use it sometimes for healing purposes, to alleviate toothache for example.



How to balance these forces using Biogeometry:

BioGeometry uses the effect of geometric qualities on biological life forces, as developed by Dr Ibrahim Karim of Egypt, to transmute detrimental (V-G) energy using biogeometry shapes into the 3 components of the beneficial energy, i.e. Higher Harmonics of UV, Higher Harmonics Gold and Green.

Dr Karim has worked tirelessly to develop particular shapes for various balancing purpose. Some of them are available from his website and others are available from Vesica. You can read below some success stories of BioGeometry balancing entire Swiss villages:

<http://www.biogeometry.com/english/Research.php#Hemberg>

On the practical side, some simple balancing techniques will be taught at the coming Scientific Dowsing seminar coming in July.

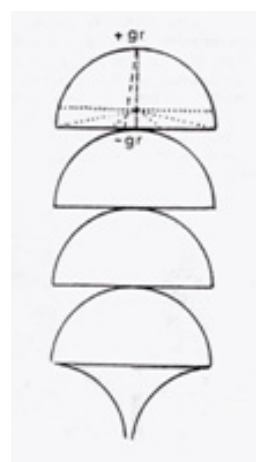
Can Negative Green be detected by modern Electronic instruments?

This is a common question. Imagine a site with high levels of EMF, or even radio-activity (Japan) etc. You spend time to carefully balance the

site, you check and re-check, and yes the place feels good now, but your EMF meter or Geiger counter still reads the same exposure level, why?

Negative Green and the other energy qualities discovered by the French scientists are not physical, although they resonate with their physical colour equivalent. In some way they could be considered to be spiritual in nature. For this reason no physical equipment can detect them, at least to this point. But our human bodies have a spiritual component, the higher self, which has access to these energies and can communicate with the physical portion of our being. This is in turn translated by resonance by the various pendulums mentioned here.

I have recently read some comments on a website saying that Negative Green did not exist and that it was the figment of someone's imagination. Yet using tools like the one shown on the right, practitioners are able to generate and direct Negative Green onto a tumour and shrink it quite quickly. A De Belizal and Leon Chaumery used to play with large batteries of these hemispheres and Leon Chaumery paid the ultimate price for it. You can actually see some photos of the original devices they used in their lab here: www.abradiesthesie.com/article.php?sid=49



If we, as a civilisation, do not take notice of the detrimental side effects of our un-balanced technologies, as Dr Karim says in his book, we may not have a future at all.

References:

- Scientific Dowsing books translated from French to English: Jane Weaver can be contacted by email at janeweaver1618@gmail.com.
- Dr Karim Website: www.biogeometry.com/english/
- Tools and books on the subject: vesica.org

Francois Capmeil

Email: francois@biotronic.com.au, www.orgoneaustralia.com.au

How Much Does a Miracle Cost?

A little girl went to her bedroom and pulled a glass jelly jar from its hiding place in the closet. She poured the change out on the floor and counted it carefully. Three times, even. The total had to be exactly perfect. No chance here for mistakes.

Carefully placing the coins back in the jar and twisting on the cap, she slipped out the back door and made her way 6 blocks to Rexall's Drug Store with the big red Indian Chief sign above the door.

She waited patiently for the pharmacist to give her some attention, but he was too busy at this moment. Tess twisted her feet to make a scuffing noise. Nothing. She cleared her throat with the most disgusting sound she could muster.

No good. Finally she took a quarter from her jar and banged it on the glass counter. That did it!

"And what do you want?" the pharmacist asked in an annoyed tone of voice. *"I'm talking to my brother from Chicago whom I haven't seen in ages,"* he said without waiting for a reply to his question.

"Well, I want to talk to you about my brother," Tess answered back in the same annoyed tone. *"He's really, really sick...and I want to buy a miracle."*

"I beg your pardon?" said the pharmacist.

"His name is Andrew and he has something bad growing inside his head and my Daddy says only a miracle can save him now. So how much does a miracle cost?"

"We don't sell miracles here, little girl. I'm sorry but I can't help you," the pharmacist said, softening a little.

“Listen, I have the money to pay for it. If it isn’t enough, I will get the rest. Just tell me how much it costs.”

The pharmacist’s brother was a well dressed man. He stooped down and asked the little girl, *“What kind of a miracle does your brother need?”* *“I don’t know,”* Tess replied with her eyes welling up. *“I just know he’s really sick and Mommy says he needs an operation. But my Daddy can’t pay for it, so I want to use my money.”*



“How much do you have?” asked the man from Chicago.

“One dollar and eleven cents,” Tess answered barely audibly. *“And it’s all the money I have, but I can get some more if I need to.”*

“Well, what a coincidence,” smiled the man. *“A dollar and eleven cents---the exact price of a miracle for little brothers.”*

He took her money in one hand and with the other hand he grasped her mitten, and said *“Take me to where you live. I want to see your brother and meet your parents. Let’s see if I have the miracle you need.”*

That well-dressed man was Dr. Carlton Armstrong, a surgeon, specialising in neuro-surgery. The operation was completed free of charge and it wasn’t long until Andrew was home again and doing well.

Mom and Dad were happily talking about the chain of events that had led them to this place. *“That surgery,”* her Mom whispered. *“was a real miracle. I wonder how much it would have cost?”*

Tess smiled. She knew exactly how much a miracle cost...one dollar and eleven cents....plus the faith of a little child.

Learning About Dowsing

by Greg Storozuk

*Reprinted from The American Society of Dowsers
Volume 51, Issue No. 23 Spring/Summer 2011*

Every dowser knows that our skill is multifaceted and involves several critical aspects to properly function. This column attempts to address these in orderly stages as best as possible. Now that mental preparation has been touched upon, the next thing on the list is forming the dowsing question. Do keep in mind, however, that all aspects of dowsing work in concert with one another as a finely tuned machine. No one thing is superior to another, nor should any aspect be removed, slighted, or thought of as unworthy, lest the machine fail to function properly and as smoothly as intended.

The first of the key points to be mentioned when forming questions is to always write your questions down. This is the step most often bypassed by beginning, and sometimes seasoned dowsers as well.

Why write the questions? Isn't it a waste of time? Well... what's the rush? If you're in a hurry to dowse, then you shouldn't be dowsing in the first place. A calm, balanced mind is step one, remember? As mentioned earlier, dowsing is a mental skill, and therefore it's necessary to relax your mind before you begin. Since question formation is right at the start of the dowsing program and essential for accuracy, why not continue your dowsing experience in its proper sequence? Relax. Take your time. Think out your questions logically and sequentially. Writing out your questions gives you the advantage of written food for thought and a written record without having to rely on memory alone.

A second reason for writing your questions is because the human mind is capricious, quickly changing from one thought to another. Focus is imperative in the dowsing routine; so by writing your questions down, you

will be better able to concentrate only on the subject about which you're asking questions.

A third reason is that memory is fallible, and seldom, if ever, can you ask the same question for the same target structure in an identical manner. Consistency is necessary in your dowsing routine, and written questions offer that consistency.

'Nuff said. "*Write your questions down ... always.*"

Once you have your pad, pencil with a good eraser, dictionary, and thesaurus in front of you, the next aspect of question formation is to think in precise terms of what it is you want to find, with a calm, relaxed, and logical mind. If, for example, you're searching for a site to dig a water well, dowsing for just 'water' isn't good enough. If you really think about it, there are many different kinds and types of water. Exactly what are you searching for? Fresh water? (*Of course!*) Potable? (*Naturally!*) Shallow? (*Well, yeah ... that too.*) Deep? (*Preferably not!*) Flowing? (*Hmmm ... never thought about that.*) Is this a constant, year round, dependable flow? Or is it seasonal? (*Hmmm ... now you've got me thinking.*) Is the water flowing NOW? Or is it stagnant or unmoving as in an aquifer? Is the water cold? Geothermal? Salty? Is the fresh water you located contaminated? If so, by what contaminants? Iron? Sulfur? Coliforms? Radioactivity? Sewage? In what percentages?

The more you think about your target, the more questions come to mind, so the wording of those questions must be as specific as possible. Word-ing is critical! To use another example, many people dowse their vitamins. Would you ask, "*Does my body need vitamin C?*" No, of course not. This is an example of a poorly worded question. Of course the body needs vitamin C. That isn't really the question. What should be asked are questions like, "*Which brand of vitamin C is best for me? In what dosage?*"

"How many times a day should I take this dosage? With or without food? Is it best to take it by itself? Or is it best to take it with other vitamins?"

Knowing your target is another key factor informing the proper questions. (That's why you use a pencil with a good eraser!)

The next point is to make certain that your question can only be answered by a simple yes or no. Think about all the implications of your search question. If the factors are many and the question is too long, asking a series of short, simple, questions is usually best, with each question covering only a single aspect of the target. For example: "*Is there any potable fresh water located underground on this property that is suitable for a water well?*" This question is logical, precise, short, and covers just one aspect of the final search objective (to locate a water well), and is only answerable yes or no.

What I've done in the past and still do to this day is to write down what I consider to be the perfect question for my search objective using a dictionary and thesaurus for correct wording ... and that pencil with a good eraser. When I'm done, I put the pad on a shelf and let it sit for three days. When I return to the question after letting it mellow, I re-read it and usually find my question isn't as perfect as I'd like it to be; so I re-word the question until once again I think it's perfect. Then it goes back on the shelf. This may go on repeatedly for some time (and it has!), until I've reached what I feel is the perfect question to add to my routine. This question is precise and in a box with no opening that my active mind can penetrate to throw me off course. All the bases have been touched. All the holes have been sealed. This technique has served me well for many years, and also allows me to keep a written record for the same or similar searches down the road.

The proper state of mind and asking perfect questions are crucial to the successful completion of any dowsing search.

Greg Storozuk, an ASD past president, is a professional dowser who concentrates his dowsing in the areas of water, geopathic zones, oil, minerals, clearings, and map dowsing.

Dowsing Seminar for July 31st, 2011

- Scientific Dowsing -

This is an updated edition of last year's seminar with new material, presented by Francois Capmeil. It will be a beginner to intermediate level seminar which will include a review of last year's material.

The Seminar cost is \$120 for members and \$140 for non-members. Non-members will have the opportunity to join the Society on the day at a discounted price. A seminar registration form is available on page 23 for you to cut off and mail, with your cheque or money order, to our seminar coordinator, Noel Jordan. Noel's details are on the back of the form.

When:

The seminar registration will begin at 9:30 am for a 10:00am start, on Sunday July 31st.

Where:

Community Hall, 44 Gladesville Road, Hunters Hill, Sydney, NSW, our regular meeting location. See back of newsletter for directions.

Who should attend:

Dowsing experience is an advantage, but everyone will benefit from the seminar. Both beginners and advanced dowsers will be able to learn new and practical ways to decode the invisible energies around you, in order to correct and balance them.

What to bring:

- Your own pendulum.
- A Virtual Cone pendulum, if you have one
- Your lunch. You can also find cafes close by on Gladesville Road.
- Pen and paper

A Virtual Cone pendulum will be provided on loan for the training, if you do not have one. You will also be able to purchase one if you wish.

What you will learn:

Morning session:

The morning session will be focused on understanding the concepts behind Scientific Dowsing. The concepts will be presented clearly, supported by a power point presentation, a lot of examples and ample printed material for you to keep.

- The 12 energy qualities
- The physics of quality
- The 3 balancing, beneficial energy qualities
- The nature of Energy
- Learn to use the Virtual Cone pendulum
- Learn to calibrate your Virtual Cone pendulum

Afternoon session:

The afternoon session will focus on applying the concepts you learned in the morning to practical situations. We will do exercises to learn to balance doors, windows, rooms and technology devices like mobile phones, TVs etc. We will also look at a special approach to designing balanced environments.

Francois makes sure that every single attendee gets a response with their pendulum and that each exercise is understood by everyone.

- Colour balancing technique
- Balancing objects
- Rotation balancing
- Using specific balancing shapes
- Resonance testing, food, vitamins etc
- Polarity testing
- Design principles

The participants will receive a comprehensive manual, and a Scientific Dowsing Kit.

Morning & afternoon tea will be provided.

Dowsing Seminar - Scientific Dowsing - Registration form

**I would like to register for the Scientific Dowsing seminar
on the 31st of July 2011**

Title: _____ First name: _____ Surname: _____

Address line 1: _____

Address line 2: _____

Suburb: _____ State: _____ Postcode: _____

Telephone: _____ Mobile: _____

Enclosed is my cheque or money order for \$ _____



Cut here

Cost: \$120 members or \$140 for non members

Please make Cheque or Money Order payable to

Dowersers Society of NSW Inc

Forward payment with this completed form to

Noel Jordan
Unit 21 / 38-40 Sinclair Street
Wollstonecraft NSW 2065

Tel: 02-9460-0703 Email: noel.jordan7@gmail.com

Please do not send cash

Dowersers Society of NSW Inc

www.dowsingaustralia.com

Please detach this form to register

Speaker for July 17th, 2011

- Megan Heazlewood -

Crop Circles are a True Enigma

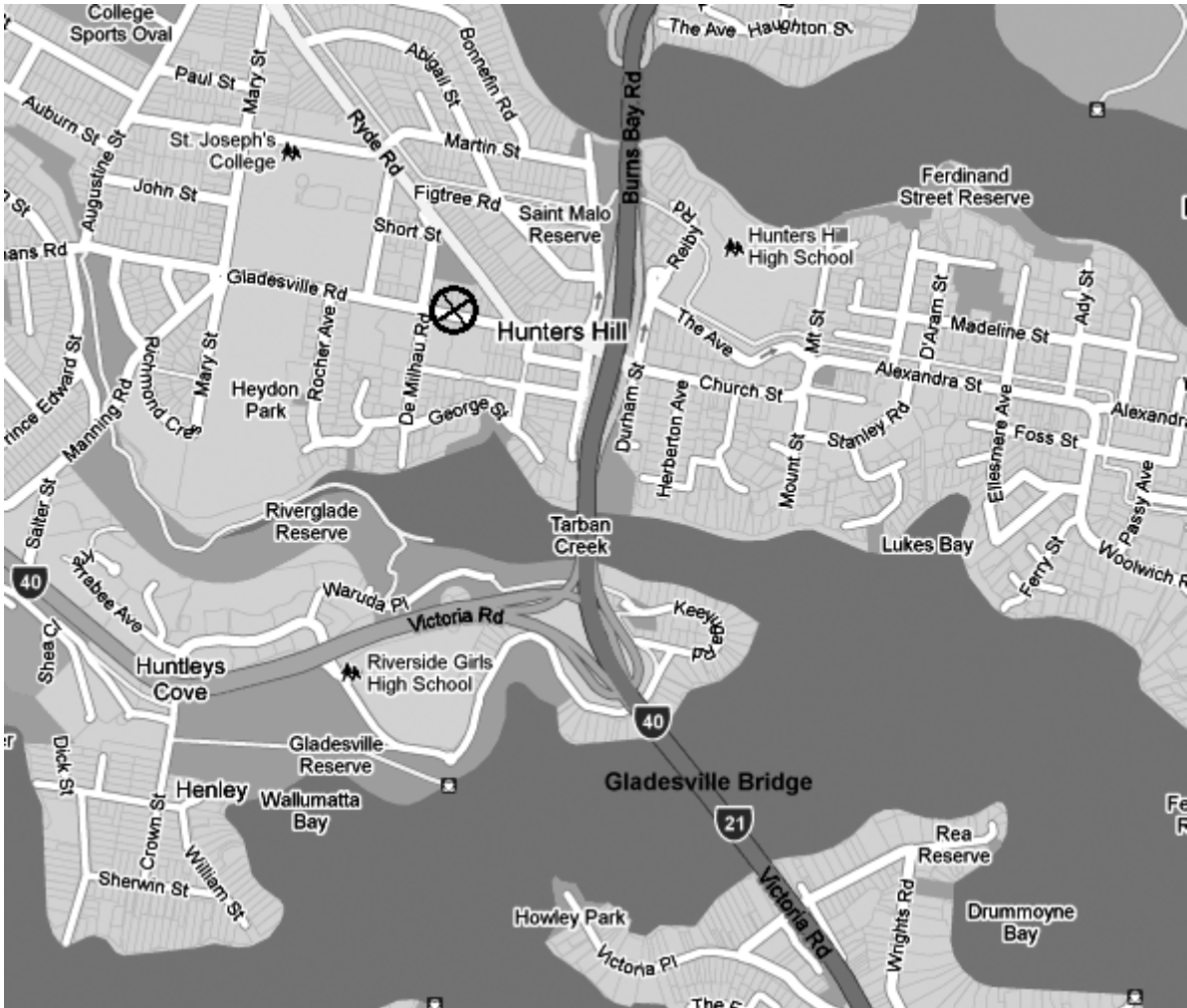
Megan Heazlewood has been studying the Crop Circle phenomenon since the year 2000, and visited Wiltshire, England in the summer of 2006 and 2007 to experience the Crop Circle phenomenon first hand. She is a registered nurse, and an artist who understands the logistics of doing art on a large scale.



“What I have witnessed, what I have personally experienced, and what I have learned from researchers in the field, has led me to believe that there is an enormous amount of information based on scientific and physical evidence to be acknowledged and given respect to.”

Topics include:

- * How in human nature we are reluctant to accept new ideas and what this has to do with the crop circle phenomenon.
- * What researchers from diverse backgrounds contribute to our understanding of the phenomenon.
- * The history of crop circles.
- * The media and hoaxing.
- * Are we alone in the universe?
- * Scientific analysis of plants and soil.
- * All the anomalous features of the phenomenon.



Date of Meetings

Third Sunday of every month, except December (2nd Sunday)

Time: 2:00pm to 5:00 pm

Venue for Meetings

Community Hall, 44 Gladesville Road, Hunters Hill

Bus Services:

Transport Enquiries: 131 500

*From City, Central : Bus # 501 from Central to Rozelle
then Bus # 506 to Hunters Hill*

From City, Circular Quay : Bus # 506

From Chatswood : Bus # 536

Please arrive at the meeting early so as not to disturb
and be seated by 2:00 pm